



Republic of the Philippines
Department of Education
REGION IV-A CALABARZON
CITY SCHOOLS DIVISION OF CABUYAO
DISTRICT 4A
MARINIG SOUTH ELEMENTARY SCHOOL

CONSOLIDATED DIAGNOSTIC AND QUARTERLY TEST

DIAGNOSTIC TEST RESULT

SUBJECT	MEAN	MPS	SD
ESP	21.93	56.43	4.64
FILIPINO	19.11	46.99	4.19
ENGLISH	15.99	38.49	4.81
MATHEMATICS	14.67	36.74	3.89
SCIENCE	18.10	40.44	4.00
AP	9.57	26.43	2.59
MAPEH/MSEP	17.06	40.42	4.55
EPP	15.45	33.42	3.94
MTB-MLE	14.76	43.93	3.81
AVERAGE		40.37	

These tables show the results of the Diagnostic and Quarterly tests. Based on the data, the Diagnostic test had an average MPS (Mastery Performance Score) of 40.37. The 1st Quarter Test had an average MPS of 55.33, the 2nd Quarter Test had an average MPS of 60.24, the 3rd Quarter Test had an average MPS of 64.56, and the 4th Quarter Test had an average MPS of 71.13 respectively.

Consequently, the data indicate a progression in the overall performance of the learners from the Diagnostic test to the 4th Quarterly test.

CONSOLIDATED PERIODICAL TEST RESULTS

1ST QUARTERLY TEST RESULT

SUBJECT	MEAN	MPS	SD
ESP	29.24	72.54	5.42
FILIPINO	20.08	46.53	4.03
ENGLISH	21.26	49.92	4.45
MATHEMATICS	18.76	52.13	4.50
SCIENCE	16.70	27.01	3.90
AP	28.96	60.49	4.85
MAPEH/MSEP	22.63	57.96	4.75
EPP	29.81	62.91	6.33
MTB-MLE	19.04	58.49	4.35
AVERAGE		55.33	

2ND QUARTERLY TEST RESULT

SUBJECT	MEAN	MPS	SD
ESP	30.79	77.63	5.47
FILIPINO	26.78	65.27	5.15
ENGLISH	20.06	49.55	4.61
MATHEMATICS	22.04	55.96	4.68
SCIENCE	17.39	38.96	3.99
AP	25.18	63.37	5.07
MAPEH/MSEP	24.04	60.07	4.69
EPP	31.85	68.00	5.63
MTB-MLE	20.80	63.31	4.55
AVERAGE		60.24	

3RD QUARTERLY TEST RESULT

SUBJECT	MEAN	MPS	SD
ESP	30.88	76.07	5.54
FILIPINO	27.39	68.28	5.21
ENGLISH	25.38	64.65	5.02
MATHEMATICS	25.41	63.11	4.99
SCIENCE	19.31	42.66	3.58
AP	27.25	68.70	5.32
MAPEH/MSEP	24.88	61.46	4.40
EPP	34.04	72.43	5.81
MTB-MLE	20.80	63.67	4.55
AVERAGE		64.56	

4TH QUARTERLY TEST RESULT

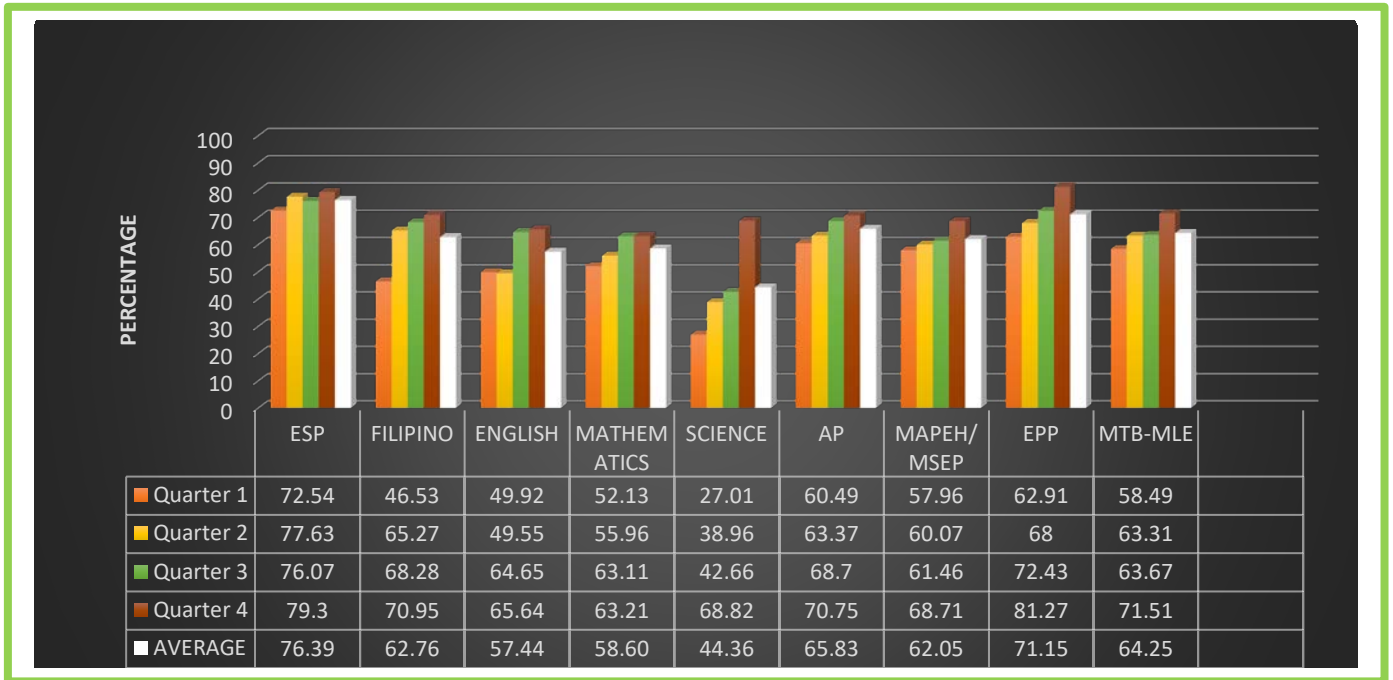
SUBJECT	MEAN	MPS	SD
ESP	31.63	79.30	5.59
FILIPINO	28.37	70.95	5.29
ENGLISH	25.76	65.64	5.21
MATHEMATICS	24.61	63.21	5.03
SCIENCE	30.98	68.82	5.51
AP	28.04	70.75	5.44
MAPEH/MSEP	23.47	68.71	4.62
EPP	38.11	81.27	6.16
MTB-MLE	23.47	71.51	5.15
AVERAGE		71.13	






Republic of the Philippines
Department of Education
 REGION IV-A CALABARZON
 CITY SCHOOLS DIVISION OF CABUYAO
 DISTRICT 4A
MARINIG SOUTH ELEMENTARY SCHOOL

QUARTERLY MPS TEST RESULTS



The figure shows the average MPS earned by each learning area. Based on the data, EsP (Edukasyon sa Pagpapakatao) has an average MPS of 76.39, Filipino has an average of 62.76 MPS, English has an average MPS of 57.44, Science has an average MPS of 44.36, AP (Araling Panlipunan) has an average MPS of 65.83, MAPEH (Music, Arts, Physical Education, and Health) has an average of 62.05 MPS, EPP (Edukasyong Pantahanan at Pangkabuhayan) has an average of 71.15 MPS, and MTB-MLE has an average MPS of 64.25.

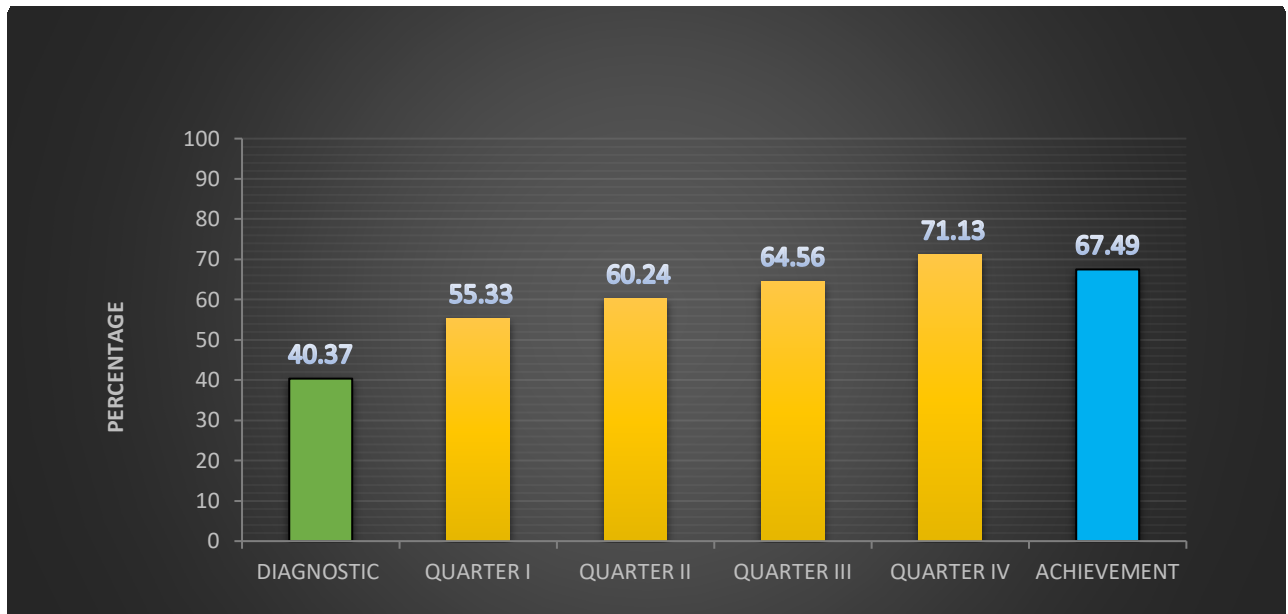
Based on the presented data, Science, English, and Mathematics are in a critical spot as they have low average MPS scores compared to other learning area.





Republic of the Philippines
Department of Education
REGION IV-A CALABARZON
CITY SCHOOLS DIVISION OF CABUYAO
DISTRICT 4A
MARINIG SOUTH ELEMENTARY SCHOOL

MPS AVERAGE OF CONDOLIDATED TEST RESULTS



The figure shows the results of the Diagnostic and Quarterly tests. Based on the data, the Diagnostic test has an average MPS (Mean Percentage Score) of 40.37. The 1st Quarter Test has an average MPS of 55.33, the 2nd Quarter Test has an average MPS of 60.24, the 3rd Quarter Test has an average MPS of 64.56, the 4th Quarter Test has 71.13 an average MPS and for the Achievement test has an average MPS of 67.49.

Consequently, the data indicate a progression in the overall performance of the learners from the 1st Quarter test to the 4th Quarterly test. Meanwhile, Diagnostic Test result improved with 27.12 % when the Achievement Test administered.






Republic of the Philippines
Department of Education
REGION IV-A CALABARZON
CITY SCHOOLS DIVISION OF CABUYAO
DISTRICT 4A
MARINIG SOUTH ELEMENTARY SCHOOL

MPS AVERAGE OF CONDOLIDATED TEST RESULTS

DIAGNOSTIC TEST RESULT				ACHIEVEMENT TEST RESULT			
SUBJECT	MEAN	MPS	SD	SUBJECT	MEAN	MPS	SD
ESP	21.93	56.43	4.64	ESP	30.07	77.45	5.48
FILIPINO	19.11	46.99	4.19	FILIPINO	27.00	66.12	5.05
ENGLISH	15.99	38.49	4.81	ENGLISH	24.89	63.65	4.91
MATHEMATICS	14.67	36.74	3.89	MATHEMATICS	23.38	59.19	4.72
SCIENCE	18.10	40.44	4.00	SCIENCE	29.14	64.62	5.35
AP	9.57	26.43	2.59	AP	24.30	62.41	4.92
MAPEH/MSEP	17.06	40.42	4.55	MAPEH/MSEP	25.82	64.61	5.04
EPP	15.45	33.42	3.94	EPP	36.67	78.41	6.04
MTB-MLE	14.76	43.93	3.81	MTB-MLE	24.58	70.96	4.02
AVERAGE	16.29	40.37	4.05	AVERAGE	27.32	67.49	5.06

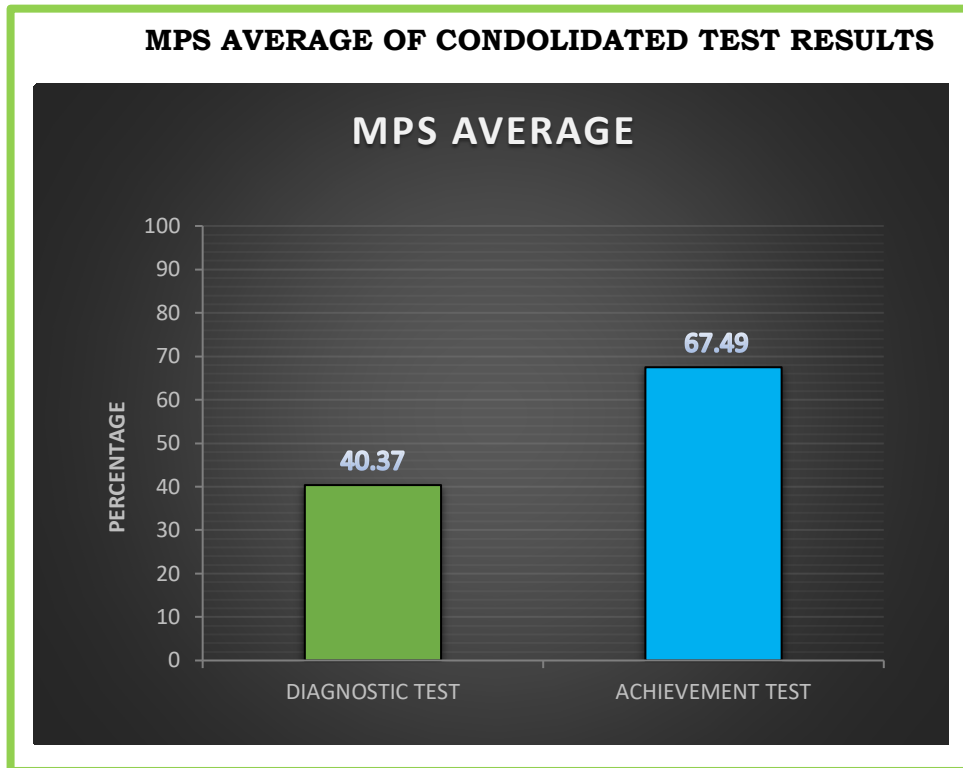
The table above shows the Mean, MPS and SD result between Diagnostic Test and Achievement Test. In the Achievement Test, the mean average is 16.29, MPS has 40.37 and SD average has 4.05. while in the Achievement test the Mean average is 27.32, the average MPS has 67.49 and the SD has 5.06.

Based from the results Mean, MPS and SD increases. It implies that teaching-learning process in the whole period of the school year positively happened.





Republic of the Philippines
Department of Education
REGION IV-A CALABARZON
CITY SCHOOLS DIVISION OF CABUYAO
DISTRICT 4A
MARINIG SOUTH ELEMENTARY SCHOOL




The figure above shows the MPS average of Diagnostic Test and Achievement Test. The data presented the entire performance of learners in the different learning areas before the learning happen and after the teaching- learning process. Based from the data, Diagnostic has 40.37 MPS while Achievement Test garnered 67.49 MPS, which is it increases with 27.12 %. This figure indicates the development or progress of the learners academically.





Republic of the Philippines
Department of Education
REGION IV-A CALABARZON
CITY SCHOOLS DIVISION OF CABUYAO
DISTRICT 4A
MARINIG SOUTH ELEMENTARY SCHOOL


Prepared by:


MARIA EDA C. LAPIDEZ

Master Teacher I

Noted:


EMMANUEL B. CERDA



MASIGASIG
Batang Timog Marinig

